

Scaled data based on original data using
LM-79-08 Approved Method: Electrical and Photometric Measurements of Solid-
State Lighting Products

Test Report Prepared for
Cooper Lighting Solutions
(formerly Eaton)

Brand: INVUE

Report Number: P140931

Luminaire Tested: **ECM-E04-LED-E1-SL2-7050**

Issue Date: 03/03/2020

Test Information

Test Method: LM-79-08
Report Number: P140931
REPORT IS SCALED FROM IESNA LM-79-08 TEST DATA (P33690)
Test Lab: INNOVATION CENTER-P3
Issue Date: 03/03/2020
Manufacturer: COOPER LIGHTING SOLUTIONS (FORMERLY EATON)
Product Line: INVUE
Catalog Number: ECM-E04-LED-E1-SL2-7050
Description: EPIC CLASSICAL MEDIUM DECORATIVE LED LUMINAIRE
(4) LIGHTBARS WITH AccuLED OPTICS - TYPE 2 W/ SPILL LIGHT CONTROL
Light Source: (84) 5000K CCT, 70 CRI LEDs
Ballast/Driver: -

Summary

Lumens per Lamp: N/A
Luminaire Lumens: 11812.1 lumens
Efficiency: N/A
Efficacy: 121.5 lumens/watt
Luminous Opening: Rectangular (W 0.67' x L: 1' x H: 0')
IES Classification: Type II - Short - Non-Cutoff
BUG Rating: B2 - U0 - G2

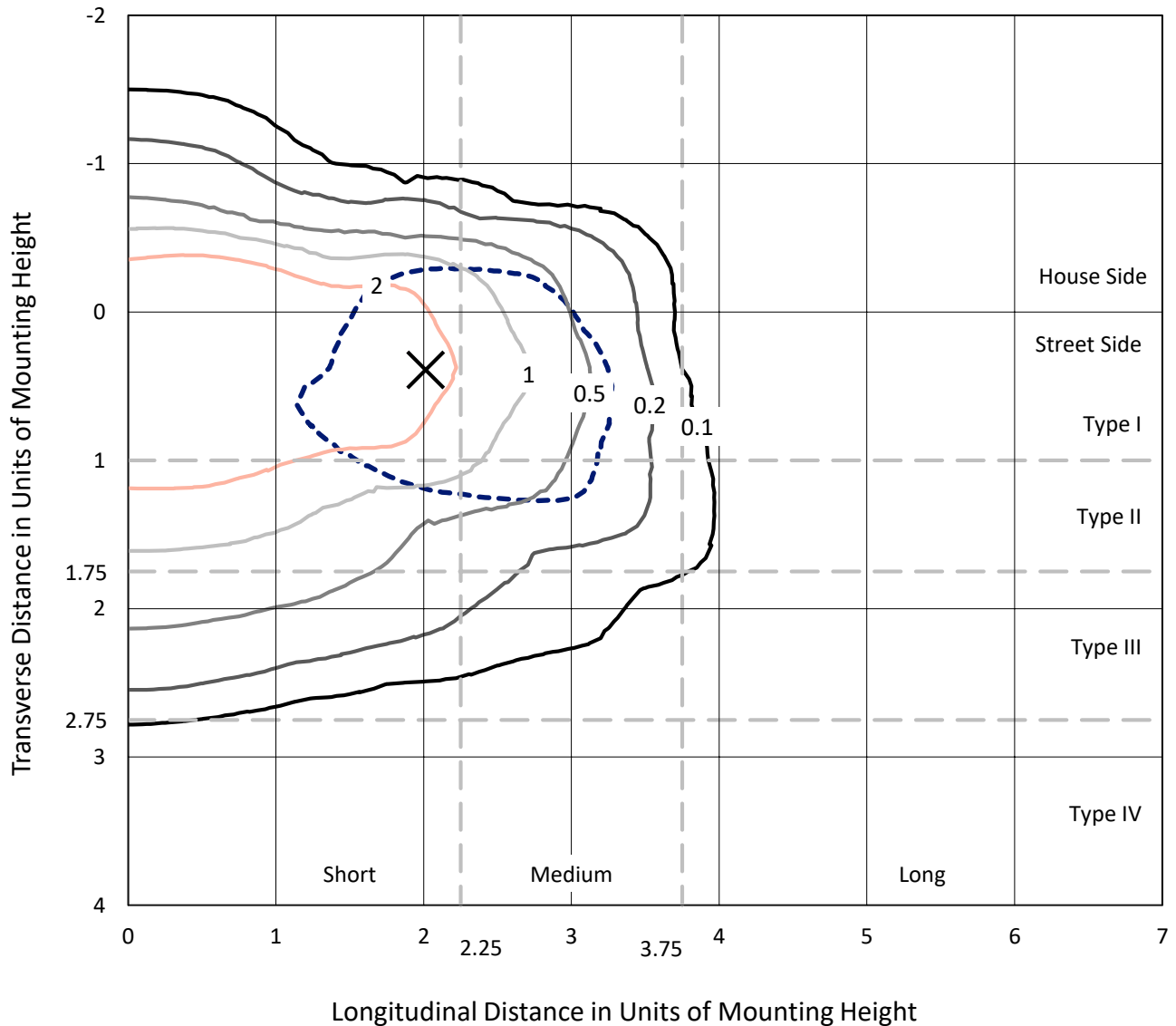
Input Watts (W): 97.2
Input Voltage (V): NR
Input Current (Ain): NR
Voltage Rise (V): NR
Power Factor: NR
Total Harmonic Distortion (THDi): NR
Frequency (hertz): 60
Stabilization Time: NR
Operation Time: NR
Ambient Temperature (°C): NR
Test Distance: 25 FT



REPORT NUMBER: P140931
 CATALOG NUMBER: ECM-E04-LED-E1-SL2-7050

Iso-Footcandle Lines of Horizontal Illumination

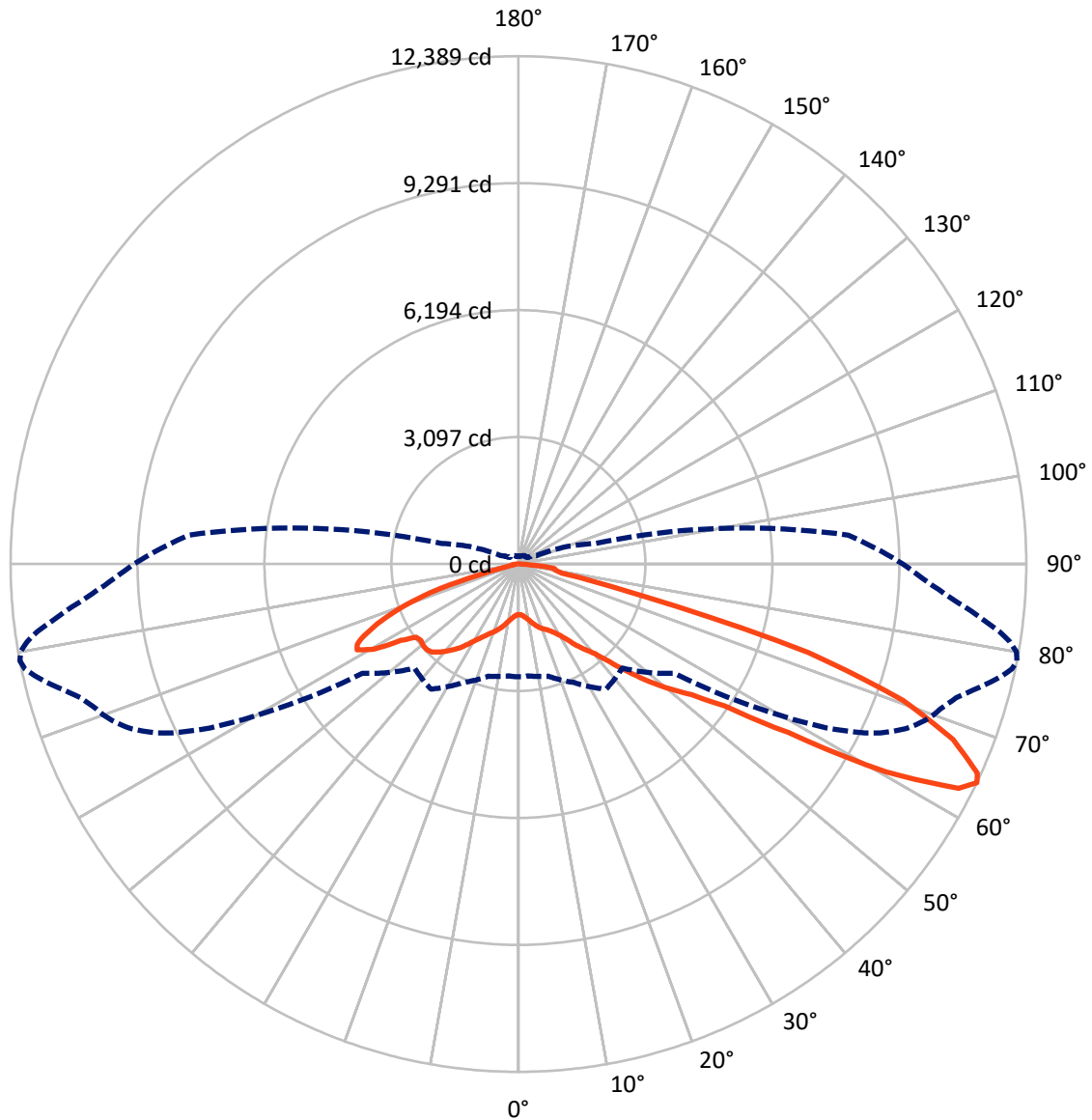
× Max cd
 - - - 1/2 Max cd



Based on 20 foot mounting height. Maximum calculated value = 4.1 fc
 Type II - Short - Non-Cutoff

REPORT NUMBER: P140931
CATALOG NUMBER: ECM-E04-LED-E1-SL2-7050

Luminous Intensity Polar Plot



— Vertical Plane Through 79-Deg Lateral - - - Horizontal Cone Through 64-Deg Vertical

REPORT NUMBER: P140931

CATALOG NUMBER: ECM-E04-LED-E1-SL2-7050

FLUX DISTRIBUTION:

		Downward	Upward	Total
House Side	Lumens	2815.6	0.0	2815.6
	% Fixture	23.8	0.0	23.8
Street Side	Lumens	8996.5	0.0	8996.5
	% Fixture	76.2	0.0	76.2
Total	Lumens	11812.1	0.0	11812.1
	% Fixture	100.0	0.0	100.0

Coefficient of Utilization

ZONAL LUMENS:

Zone	Lumens	% Fixture
0°-10°	122.4	1.0
10°-20°	396.8	3.4
20°-30°	681.1	5.8
30°-40°	1138.6	9.6
40°-50°	1950.4	16.5
50°-60°	2631.0	22.3
60°-70°	3328.2	28.2
70°-80°	1328.0	11.2
80°-90°	235.6	2.0
90°-100°	0.0	0.0
100°-110°	0.0	0.0
110°-120°	0.0	0.0
120°-130°	0.0	0.0
130°-140°	0.0	0.0
140°-150°	0.0	0.0
150°-160°	0.0	0.0
160°-170°	0.0	0.0
170°-180°	0.0	0.0
0°-90°	11812.1	100.0
0°-180°	11812.1	100.0



REPORT NUMBER: P140931

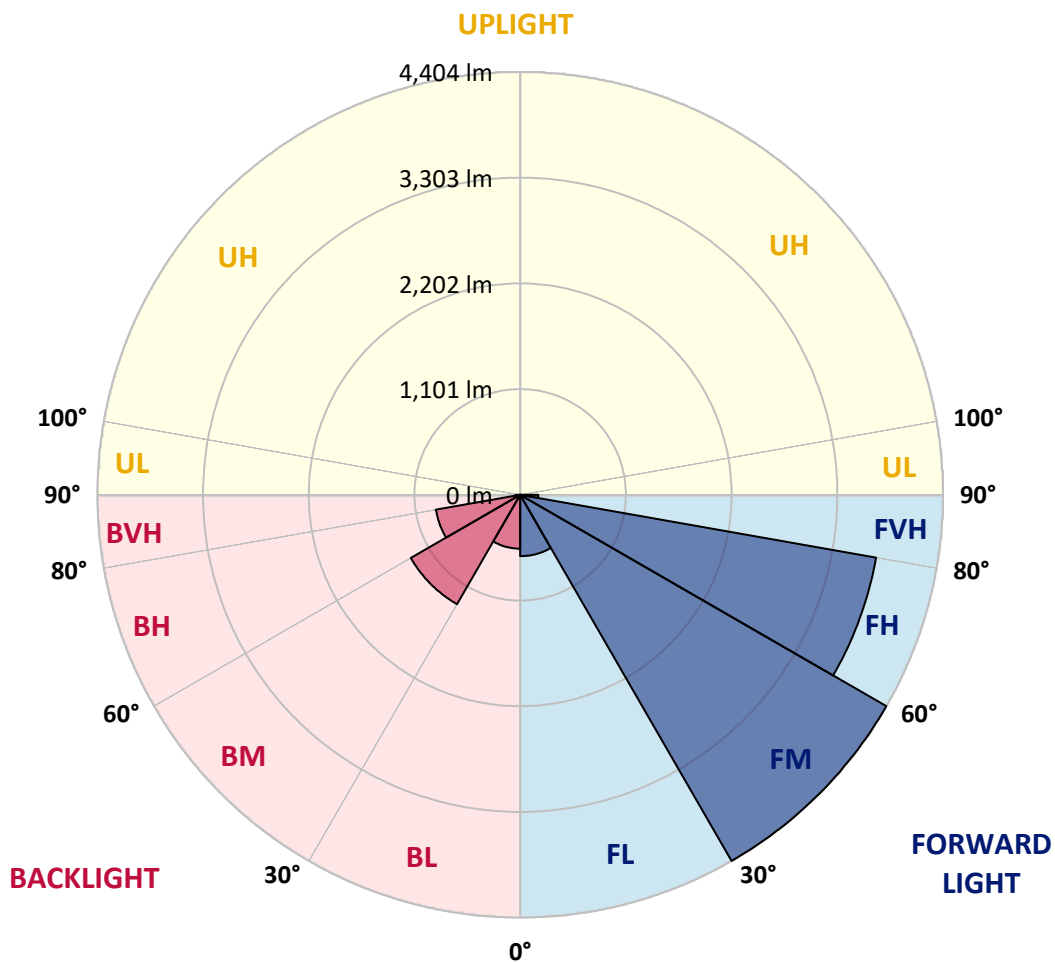
CATALOG NUMBER: ECM-E04-LED-E1-SL2-7050

LUMINAIRE CLASSIFICATION SYSTEM LUMEN TABLE AND BUG RATING:

Zone	Lumens	% Fixture	Zone Rating/Lumen Limit		
			B	U	G
FL (0°-30°)	639.3	5.4			
FM (30°-60°)	4404.3	37.3			
FH (60°-80°)	3764.3	31.9			G2/5000
FVH (80°-90°)	188.6	1.6			G2/225
BL (0°-30°)	561.1	4.7	B2/1000		
BM (30°-60°)	1315.7	11.1	B2/2500		
BH (60°-80°)	891.9	7.6	B2/1000		G2/1000
BVH (80°-90°)	46.9	0.4			G1/100
UL (90°-100°)	0.0	0.0		U0/0	
UH (100°-180°)	0.0	0.0		U0/0	

BUG Rating: B2-U0-G2

Type II Short





REPORT NUMBER: P140931

CATALOG NUMBER: ECM-E04-LED-E1-SL2-7050

CANDELA DISTRIBUTION (FULL):

	0°	5°	15°	25°	35°	45°	55°	60°	61°	62°	64°
0°	1235.4	1235.4	1235.4	1235.4	1235.4	1235.4	1235.4	1235.4	1235.4	1235.4	1235.4
2.5°	1230.0	1231.3	1230.0	1234.1	1236.8	1240.9	1240.9	1240.9	1240.9	1240.9	1240.9
5°	1228.6	1230.0	1228.6	1235.4	1242.3	1250.5	1258.7	1261.4	1261.4	1262.8	1264.2
7.5°	1240.9	1242.3	1240.9	1249.1	1258.7	1272.4	1287.4	1295.6	1297.0	1298.4	1301.1
10°	1279.2	1276.5	1271.0	1279.2	1288.8	1309.3	1327.1	1340.8	1344.9	1346.3	1351.7
12.5°	1329.8	1328.5	1318.9	1314.8	1320.3	1343.5	1376.3	1395.5	1399.6	1401.0	1406.4
15°	1368.1	1364.0	1355.8	1350.4	1359.9	1384.6	1428.3	1453.0	1461.2	1462.5	1472.1
17.5°	1392.8	1390.0	1376.3	1372.2	1387.3	1425.6	1480.3	1510.4	1515.9	1520.0	1530.9
20°	1433.8	1425.6	1405.1	1387.3	1399.6	1458.4	1522.7	1554.2	1562.4	1566.5	1576.1
22.5°	1488.5	1481.7	1457.1	1411.9	1411.9	1477.6	1561.0	1596.6	1603.5	1611.7	1622.6
25°	1582.9	1577.5	1529.6	1453.0	1433.8	1496.7	1596.6	1644.5	1651.3	1660.9	1677.3
27.5°	1680.1	1673.2	1619.9	1517.3	1472.1	1532.3	1648.6	1706.1	1715.6	1726.6	1745.7
30°	1804.6	1792.3	1738.9	1619.9	1547.4	1589.8	1730.7	1803.2	1814.2	1827.8	1853.8
32.5°	2083.7	2089.2	1992.0	1866.1	1738.9	1721.1	1857.9	1946.9	1963.3	1981.1	2016.6
35°	2537.9	2516.0	2480.4	2351.8	2210.9	2071.4	2105.6	2201.3	2219.1	2224.6	2239.6
37.5°	2827.9	2840.3	2869.0	2869.0	2763.6	2704.8	2607.7	2561.2	2565.3	2570.7	2558.4
40°	2989.4	3015.4	3113.9	3246.6	3342.4	3395.7	3379.3	3161.8	3135.8	3101.6	2992.1
42.5°	3105.7	3131.7	3300.0	3554.4	3792.5	3981.3	4085.3	3914.3	3895.1	3813.0	3681.7
45°	3176.8	3197.3	3399.8	3761.0	4120.8	4442.4	4726.9	4666.7	4661.3	4591.5	4419.1
47.5°	3163.1	3180.9	3391.6	3826.7	4298.7	4735.1	5175.7	5285.1	5290.6	5272.8	5167.5
50°	2960.7	3003.1	3212.4	3681.7	4200.2	4848.7	5465.7	5751.7	5759.9	5776.3	5735.2
52.5°	2780.1	2812.9	3000.3	3420.4	3918.4	4736.5	5639.5	6093.7	6163.5	6203.1	6279.8
55°	2706.2	2725.3	2869.0	3226.1	3685.8	4436.9	5698.3	6341.3	6465.8	6541.1	6716.2
57.5°	2692.5	2707.6	2818.4	3090.6	3531.2	4127.7	5679.2	6673.8	6870.8	7013.1	7352.4
60°	2784.2	2797.8	2875.8	3104.3	3424.5	3901.9	5504.0	7111.6	7388.0	7771.0	8318.3
62.5°	2852.6	2859.4	2955.2	3275.3	3542.1	3681.7	5058.0	7418.1	7909.2	8396.3	9210.3
64°	2752.7	2739.0	2833.4	3186.4	3724.1	3587.3	4644.8	7403.0	7979.0	8519.4	9400.5
65°	2606.3	2615.9	2700.7	3012.6	3692.6	3583.2	4373.9	7238.8	7836.7	8410.0	9311.6
67.5°	2024.8	2061.8	2085.0	2371.0	3025.0	3699.5	3662.5	6193.6	6794.2	7341.4	8407.2
70°	1089.0	1084.9	1136.9	1362.7	2104.2	3139.9	3142.6	4365.7	5030.7	5710.6	6770.9
72.5°	400.9	421.4	462.4	622.5	1093.1	2265.6	2879.9	3027.7	3324.6	3865.0	5001.9
75°	229.8	232.6	240.8	292.8	526.7	1250.5	2676.1	2678.8	2700.7	2789.6	3408.0
77.5°	179.2	173.8	177.9	190.2	287.3	658.1	2146.6	2544.7	2542.0	2528.3	2618.6
80°	134.1	139.6	147.8	147.8	177.9	353.0	1220.4	2264.3	2340.9	2398.4	2431.2
82.5°	108.1	112.2	132.7	132.7	130.0	199.7	576.0	1677.3	1918.1	2074.1	2316.3
85°	69.8	73.9	112.2	110.8	105.3	117.7	301.0	562.3	606.1	738.8	1050.7
87.5°	19.2	23.3	52.0	45.1	54.7	43.8	112.2	171.0	210.7	238.1	299.6
90°	0.0	0.0	0.0	0.0	0.0	0.0	0.0	0.0	0.0	0.0	0.0



REPORT NUMBER: P140931

CATALOG NUMBER: ECM-E04-LED-E1-SL2-7050

CANDELA DISTRIBUTION (continued):

	65°	66°	67°	68°	69°	70°	71°	72°	73°	74°	75°
0°	1235.4	1235.4	1235.4	1235.4	1235.4	1235.4	1235.4	1235.4	1235.4	1235.4	1235.4
2.5°	1240.9	1240.9	1240.9	1242.3	1242.3	1242.3	1242.3	1242.3	1243.6	1240.9	1240.9
5°	1265.5	1264.2	1265.5	1265.5	1269.6	1268.3	1269.6	1269.6	1268.3	1271.0	1271.0
7.5°	1305.2	1302.5	1305.2	1306.6	1307.9	1313.4	1313.4	1316.2	1317.5	1318.9	1316.2
10°	1353.1	1357.2	1358.6	1358.6	1365.4	1368.1	1368.1	1372.2	1376.3	1379.1	1377.7
12.5°	1411.9	1414.7	1416.0	1424.2	1425.6	1429.7	1436.5	1440.7	1440.7	1447.5	1451.6
15°	1477.6	1480.3	1488.5	1491.3	1496.7	1503.6	1507.7	1511.8	1511.8	1524.1	1528.2
17.5°	1533.7	1539.2	1544.6	1548.7	1558.3	1565.2	1572.0	1576.1	1582.9	1588.4	1598.0
20°	1581.6	1588.4	1595.3	1603.5	1610.3	1617.1	1625.4	1630.8	1639.0	1647.2	1656.8
22.5°	1628.1	1636.3	1644.5	1651.3	1660.9	1667.8	1674.6	1684.2	1689.7	1697.9	1708.8
25°	1678.7	1692.4	1700.6	1710.2	1719.8	1729.3	1737.5	1745.7	1754.0	1764.9	1775.8
27.5°	1759.4	1766.3	1777.2	1782.7	1799.1	1810.0	1821.0	1822.4	1833.3	1853.8	1856.6
30°	1864.8	1877.1	1883.9	1903.1	1905.8	1909.9	1927.7	1940.0	1953.7	1970.1	1977.0
32.5°	2023.5	2034.4	2044.0	2049.5	2064.5	2089.2	2091.9	2102.8	2126.1	2130.2	2154.8
35°	2256.1	2258.8	2273.8	2282.1	2301.2	2314.9	2321.7	2331.3	2343.6	2372.4	2379.2
37.5°	2535.2	2558.4	2539.3	2520.1	2554.3	2550.2	2558.4	2547.5	2580.3	2581.7	2594.0
40°	2968.9	2959.3	2918.2	2874.5	2853.9	2841.6	2817.0	2811.5	2829.3	2821.1	2825.2
42.5°	3607.8	3517.5	3447.7	3395.7	3331.4	3261.6	3222.0	3161.8	3161.8	3144.0	3160.4
45°	4358.9	4257.7	4127.7	4004.5	3925.2	3833.5	3739.1	3676.2	3611.9	3564.0	3606.4
47.5°	5099.1	5030.7	4885.6	4772.1	4613.4	4476.6	4327.4	4197.5	4120.8	4064.7	4073.0
50°	5742.1	5679.2	5603.9	5450.7	5330.3	5190.7	5033.4	4862.4	4696.8	4629.8	4572.3
52.5°	6283.9	6262.0	6197.7	6126.5	6028.0	5878.9	5779.0	5616.2	5420.6	5279.7	5219.5
55°	6762.7	6801.0	6835.2	6820.2	6784.6	6765.5	6642.3	6531.5	6398.8	6357.7	6233.2
57.5°	7516.6	7627.4	7758.7	7831.2	7902.4	8065.2	8104.9	8062.5	8078.9	8067.9	8002.3
60°	8583.7	8851.9	9081.7	9265.0	9460.7	9650.9	9875.2	10023.0	10084.6	10322.6	10318.5
62.5°	9499.0	9856.1	10150.2	10370.5	10599.0	10771.4	10916.4	11064.2	11244.7	11417.1	11634.7
64°	9748.0	10028.5	10267.9	10464.9	10629.1	10770.0	10880.8	11016.3	11165.4	11388.4	11629.2
65°	9619.4	9935.4	10109.2	10287.0	10434.8	10544.3	10657.8	10780.9	10969.8	11146.2	11403.5
67.5°	8745.2	8984.6	9236.3	9401.9	9544.1	9608.5	9715.2	9817.8	9923.1	10101.0	10422.5
70°	7374.3	7642.4	8005.0	8161.0	8308.7	8332.0	8431.9	8508.5	8578.2	8814.9	8973.6
72.5°	5532.8	6052.7	6408.4	6682.0	6712.1	6828.4	6869.4	6900.9	6980.3	7024.0	7071.9
75°	3813.0	4280.9	4583.3	4687.2	4814.5	4752.9	4681.8	4431.4	4432.8	4220.7	3979.9
77.5°	2682.9	2755.4	2758.2	2759.5	2591.3	2492.8	2380.6	2236.9	2180.8	2068.6	1915.4
80°	2432.6	2424.3	2373.7	2312.2	2220.5	2089.2	1953.7	1859.3	1785.4	1702.0	1592.5
82.5°	2347.7	2366.9	2329.9	2278.0	2224.6	2094.6	1938.7	1790.9	1669.1	1536.4	1402.3
85°	1143.8	1176.6	1283.3	1353.1	1369.5	1288.8	1178.0	1043.9	915.3	770.3	703.2
87.5°	343.4	368.0	376.2	399.5	428.2	389.9	343.4	307.8	247.6	214.8	168.3
90°	0.0	0.0	0.0	0.0	0.0	0.0	0.0	0.0	0.0	0.0	0.0



REPORT NUMBER: P140931

CATALOG NUMBER: ECM-E04-LED-E1-SL2-7050

CANDELA DISTRIBUTION (continued):

	76°	77°	78°	79°	80°	81°	82°	83°	84°	85°	86°
0°	1235.4	1235.4	1235.4	1235.4	1235.4	1235.4	1235.4	1235.4	1235.4	1235.4	1235.4
2.5°	1240.9	1242.3	1242.3	1240.9	1242.3	1242.3	1243.6	1242.3	1242.3	1242.3	1240.9
5°	1268.3	1273.7	1272.4	1272.4	1275.1	1275.1	1273.7	1276.5	1275.1	1275.1	1273.7
7.5°	1320.3	1320.3	1324.4	1325.7	1323.0	1323.0	1325.7	1327.1	1329.8	1331.2	1331.2
10°	1380.5	1387.3	1387.3	1388.7	1390.0	1394.1	1395.5	1395.5	1398.2	1398.2	1401.0
12.5°	1454.3	1457.1	1459.8	1466.6	1468.0	1468.0	1474.9	1473.5	1473.5	1480.3	1481.7
15°	1533.7	1537.8	1544.6	1547.4	1550.1	1556.9	1561.0	1565.2	1563.8	1573.4	1576.1
17.5°	1603.5	1607.6	1615.8	1622.6	1626.7	1630.8	1633.6	1639.0	1647.2	1654.1	1655.5
20°	1659.6	1665.0	1674.6	1682.8	1689.7	1693.8	1704.7	1710.2	1712.9	1718.4	1725.2
22.5°	1714.3	1723.9	1733.4	1736.2	1751.2	1755.3	1763.5	1771.7	1777.2	1789.5	1793.6
25°	1782.7	1790.9	1803.2	1811.4	1821.0	1829.2	1837.4	1844.3	1856.6	1867.5	1873.0
27.5°	1873.0	1879.8	1889.4	1904.5	1912.7	1918.1	1933.2	1946.9	1952.3	1963.3	1972.9
30°	1992.0	1998.9	2012.5	2027.6	2034.4	2052.2	2063.2	2072.7	2083.7	2098.7	2112.4
32.5°	2165.8	2174.0	2186.3	2205.4	2205.4	2217.8	2241.0	2261.5	2269.7	2287.5	2297.1
35°	2394.2	2395.6	2409.3	2438.0	2446.2	2443.5	2465.4	2484.5	2490.0	2517.4	2535.2
37.5°	2615.9	2620.0	2636.4	2647.4	2662.4	2673.3	2688.4	2717.1	2717.1	2756.8	2773.2
40°	2845.7	2866.3	2869.0	2871.7	2896.4	2940.1	2955.2	2983.9	3009.9	3048.2	3066.0
42.5°	3179.6	3201.4	3227.4	3257.5	3294.5	3319.1	3347.8	3388.9	3399.8	3447.7	3460.0
45°	3636.5	3662.5	3732.3	3739.1	3804.8	3837.6	3885.5	3940.2	3953.9	3985.4	3969.0
47.5°	4092.1	4122.2	4198.8	4278.2	4338.4	4395.8	4409.5	4432.8	4453.3	4434.1	4439.6
50°	4597.0	4640.7	4713.2	4783.0	4828.2	4893.8	4893.8	4899.3	4880.2	4848.7	4798.1
52.5°	5188.0	5194.8	5241.3	5296.1	5337.1	5350.8	5350.8	5319.3	5272.8	5222.2	5123.7
55°	6174.4	6099.2	6112.9	6112.9	6082.8	6058.1	6039.0	5962.4	5870.7	5779.0	5688.7
57.5°	7951.6	8022.8	7810.7	7753.3	7756.0	7568.6	7491.9	7360.6	7262.1	7097.9	6959.7
60°	10486.8	10437.5	10367.8	10302.1	10307.6	10059.9	9886.2	9690.5	9519.5	9158.3	9005.1
62.5°	11828.9	12004.1	12103.9	12053.3	11937.0	11782.4	11497.9	11201.0	10900.0	10593.5	10318.5
64°	11878.2	12109.4	12306.4	12388.5	12333.8	12138.1	11848.1	11478.7	11120.2	10759.1	10426.6
65°	11640.1	11932.9	12187.4	12302.3	12305.1	12132.7	11842.6	11470.5	11087.4	10668.8	10322.6
67.5°	10652.3	10988.9	11239.3	11432.2	11597.7	11510.2	11309.1	10913.7	10551.1	10076.4	9697.4
70°	9170.6	9378.6	9660.4	9942.3	10075.0	10095.5	10020.3	9820.5	9396.4	9010.6	8522.1
72.5°	7067.8	7390.7	7225.2	7398.9	7509.7	7401.6	7415.3	7074.7	6937.8	6598.5	6255.1
75°	3743.2	3754.2	3683.0	3165.9	3101.6	2864.9	3127.6	2658.3	2498.2	2350.5	2160.3
77.5°	1736.2	1511.8	1302.5	1087.7	889.3	778.5	607.5	534.9	481.6	424.1	436.4
80°	1451.6	1279.2	1095.9	908.4	763.4	617.0	495.3	384.4	307.8	258.6	235.3
82.5°	1284.7	1132.8	1005.6	890.7	786.7	643.0	528.1	407.7	313.3	236.7	183.3
85°	580.1	454.2	413.2	325.6	276.4	235.3	187.4	154.6	127.2	108.1	84.8
87.5°	135.4	93.0	79.4	75.2	65.7	61.6	52.0	54.7	45.1	35.6	36.9
90°	0.0	0.0	0.0	0.0	0.0	0.0	0.0	0.0	0.0	0.0	0.0



REPORT NUMBER: P140931

CATALOG NUMBER: ECM-E04-LED-E1-SL2-7050

CANDELA DISTRIBUTION (continued):

	87°	88°	89°	90°	95°	105°	115°	125°	135°	145°	155°
0°	1235.4	1235.4	1235.4	1235.4	1235.4	1235.4	1235.4	1235.4	1235.4	1235.4	1235.4
2.5°	1240.9	1240.9	1242.3	1242.3	1243.6	1246.4	1250.5	1246.4	1246.4	1246.4	1247.7
5°	1276.5	1277.8	1276.5	1276.5	1279.2	1283.3	1284.7	1276.5	1272.4	1268.3	1262.8
7.5°	1328.5	1333.9	1332.6	1332.6	1335.3	1335.3	1332.6	1320.3	1307.9	1288.8	1272.4
10°	1401.0	1403.7	1403.7	1403.7	1407.8	1410.6	1398.2	1370.9	1338.0	1303.8	1273.7
12.5°	1487.2	1485.8	1489.9	1494.0	1491.3	1491.3	1468.0	1425.6	1372.2	1316.2	1264.2
15°	1577.5	1578.8	1578.8	1585.7	1587.0	1581.6	1544.6	1479.0	1396.9	1312.0	1228.6
17.5°	1662.3	1665.0	1666.4	1671.9	1678.7	1663.7	1610.3	1521.4	1401.0	1273.7	1161.6
20°	1733.4	1737.5	1741.6	1745.7	1752.6	1741.6	1670.5	1541.9	1379.1	1212.2	1083.6
22.5°	1797.7	1804.6	1807.3	1814.2	1825.1	1811.4	1725.2	1541.9	1329.8	1145.1	996.0
25°	1875.7	1883.9	1897.6	1900.3	1919.5	1904.5	1769.0	1530.9	1273.7	1060.3	901.6
27.5°	1978.3	1986.5	1998.9	2005.7	2029.0	2008.4	1801.8	1502.2	1204.0	968.6	809.9
30°	2113.8	2122.0	2137.0	2143.9	2186.3	2117.9	1823.7	1458.4	1123.2	861.9	704.6
32.5°	2302.6	2324.5	2323.1	2340.9	2379.2	2239.6	1833.3	1396.9	1022.0	753.8	606.1
35°	2550.2	2565.3	2578.9	2603.6	2621.4	2369.6	1826.5	1316.2	896.1	641.7	519.9
37.5°	2788.3	2814.3	2823.8	2840.3	2836.2	2457.2	1799.1	1190.3	759.3	541.8	461.1
40°	3085.2	3100.2	3130.3	3145.4	3072.8	2540.6	1734.8	1022.0	622.5	476.1	422.8
42.5°	3480.5	3499.7	3484.7	3480.5	3341.0	2587.2	1611.7	853.7	521.3	428.2	391.3
45°	3960.8	3969.0	3923.8	3893.7	3650.2	2583.0	1432.4	695.0	451.5	392.7	363.9
47.5°	4394.5	4378.0	4319.2	4274.1	3918.4	2487.3	1208.1	573.3	414.5	363.9	342.0
50°	4752.9	4680.4	4617.5	4560.0	4133.2	2340.9	993.3	483.0	379.0	340.7	320.1
52.5°	5077.2	4978.7	4904.8	4807.6	4328.8	2148.0	822.3	421.4	343.4	317.4	296.9
55°	5557.4	5442.5	5348.1	5252.3	4674.9	1997.5	711.4	374.9	307.8	292.8	273.6
57.5°	6935.1	6627.3	6543.8	6457.6	5602.5	1964.6	647.1	337.9	280.5	269.5	257.2
60°	8819.0	8619.3	8485.2	8274.5	7143.1	2070.0	599.2	310.6	261.3	254.5	243.5
62.5°	10047.6	9806.8	9585.2	9370.4	8047.4	2067.3	540.4	292.8	250.4	249.0	232.6
64°	10125.6	9856.1	9608.5	9377.2	8076.1	1931.8	487.1	280.5	250.4	250.4	225.7
65°	9997.0	9726.1	9470.3	9229.5	7912.0	1827.8	451.5	275.0	254.5	253.1	221.6
67.5°	9341.7	9069.4	8782.1	8523.5	7216.9	1432.4	357.1	265.4	276.4	266.8	217.5
70°	8182.8	7873.6	7657.5	7471.4	6194.9	1000.1	283.2	270.9	302.4	283.2	228.5
72.5°	5930.9	5679.2	5676.4	5465.7	4690.0	634.8	228.5	269.5	301.0	280.5	236.7
75°	2303.9	1975.6	1964.6	2038.5	1994.7	343.4	197.0	238.1	246.3	234.0	209.3
77.5°	394.0	387.2	383.1	403.6	444.6	190.2	180.6	202.5	183.3	165.5	173.8
80°	218.9	209.3	206.6	206.6	194.3	156.0	160.1	161.4	132.7	123.1	143.7
82.5°	151.9	140.9	135.4	131.3	127.2	139.6	142.3	127.2	95.8	94.4	134.1
85°	73.9	69.8	68.4	68.4	78.0	131.3	117.7	98.5	64.3	64.3	145.0
87.5°	31.5	31.5	27.4	27.4	42.4	83.5	53.4	41.0	26.0	30.1	58.8
90°	0.0	0.0	0.0	0.0	0.0	0.0	0.0	0.0	0.0	0.0	0.0

REPORT NUMBER: P140931

CATALOG NUMBER: ECM-E04-LED-E1-SL2-7050

CANDELA DISTRIBUTION (continued):

	165°	175°	180°
0°	1235.4	1235.4	1235.4
2.5°	1246.4	1249.1	1247.7
5°	1256.0	1256.0	1253.2
7.5°	1254.6	1249.1	1246.4
10°	1246.4	1231.3	1230.0
12.5°	1224.5	1199.9	1193.0
15°	1161.6	1128.7	1120.5
17.5°	1082.2	1043.9	1032.9
20°	991.9	948.1	933.1
22.5°	904.3	853.7	838.7
25°	808.6	757.9	749.7
27.5°	703.2	655.3	643.0
30°	606.1	565.0	555.5
32.5°	518.5	489.8	489.8
35°	461.1	436.4	436.4
37.5°	415.9	405.0	403.6
40°	385.8	376.2	374.9
42.5°	362.6	351.6	350.2
45°	337.9	327.0	327.0
47.5°	314.7	302.4	303.7
50°	291.4	281.8	281.8
52.5°	272.3	262.7	261.3
55°	254.5	244.9	243.5
57.5°	238.1	227.1	225.7
60°	221.6	210.7	208.0
62.5°	208.0	195.6	192.9
64°	199.7	187.4	184.7
65°	195.6	182.0	180.6
67.5°	191.5	173.8	172.4
70°	206.6	171.0	164.2
72.5°	208.0	166.9	158.7
75°	197.0	158.7	151.9
77.5°	173.8	145.0	136.8
80°	166.9	113.6	99.9
82.5°	153.2	93.0	78.0
85°	125.9	60.2	56.1
87.5°	72.5	39.7	28.7
90°	0.0	0.0	0.0

(END OF REPORT)